

# Digital Cookie®

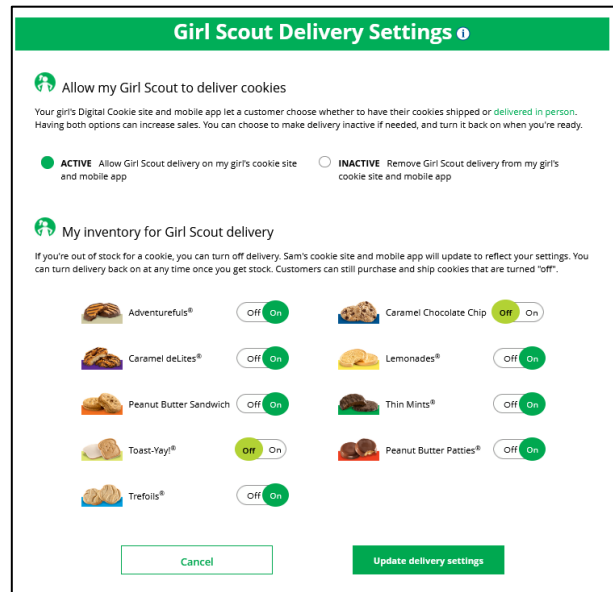
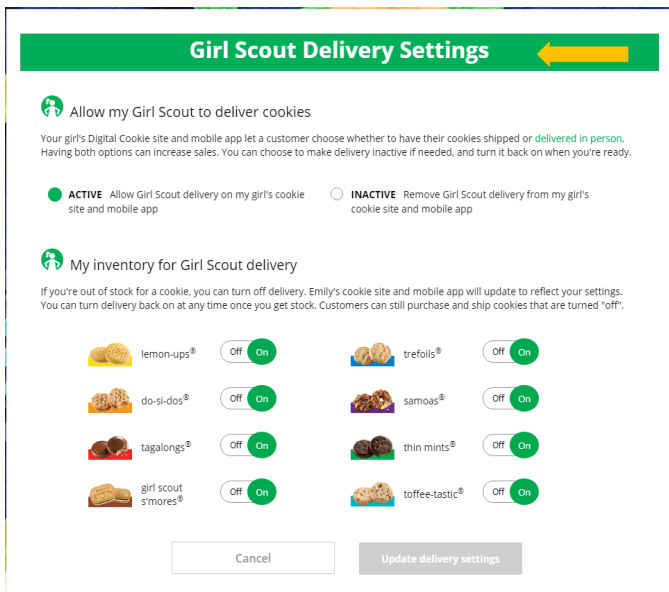
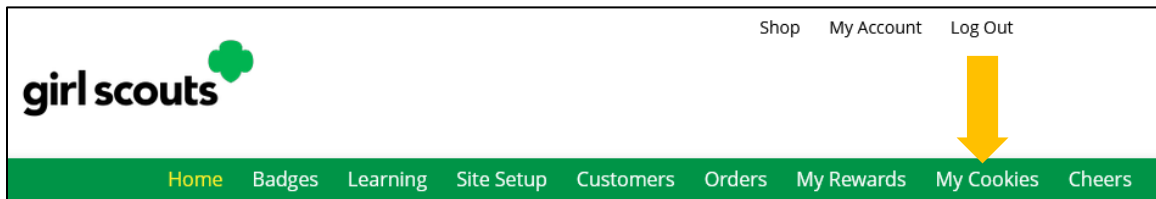
## My Cookies: Delivery Settings

The “My Cookies” tab contains a number of different functions for parents. This sheet explains the “Delivery Settings” portion.

If enabled by your council, the Delivery Settings function gives you the opportunity to turn off Girl Scout delivery and off varieties of cookies. This might be useful if you run out of a cookie variety and can’t get any more to fill customer orders or you are entirely out of cookies for delivering to customers or otherwise are unable to deliver cookies to customers.

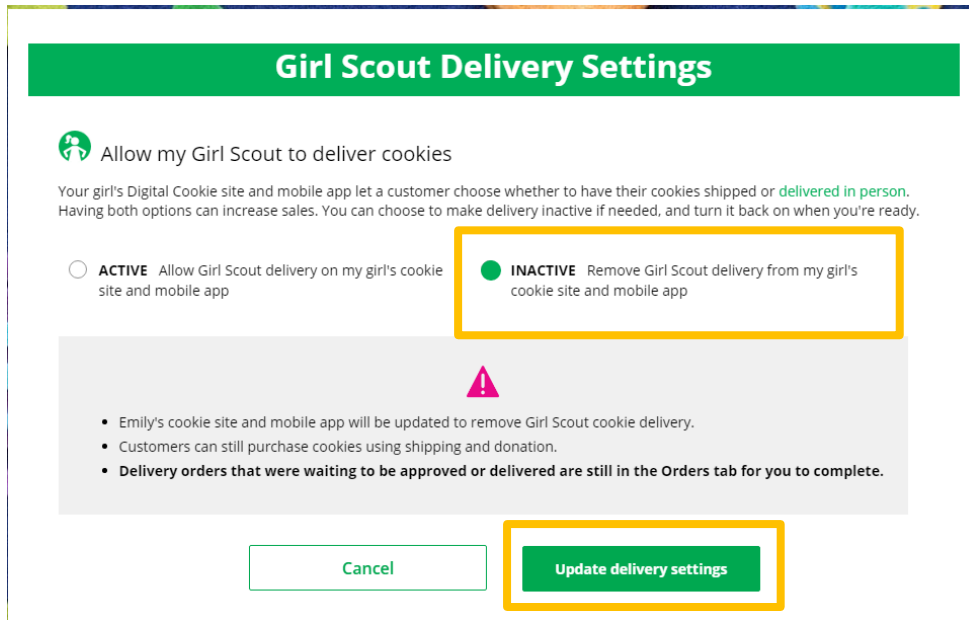
If you are worried about your inventory, always check with your troop cookie volunteer first to see if you can get more cookies before turning off a variety. Turning it off means a customer doesn’t have the option to purchase it for delivery so you don’t have to decline their order and disappoint them if they can’t get the variety they ordered.

**Step 1:** When you know you need to turn off delivery or a variety(ies), go to the bottom of your “My Cookies” tab and find the Girl Scout Delivery Settings section.



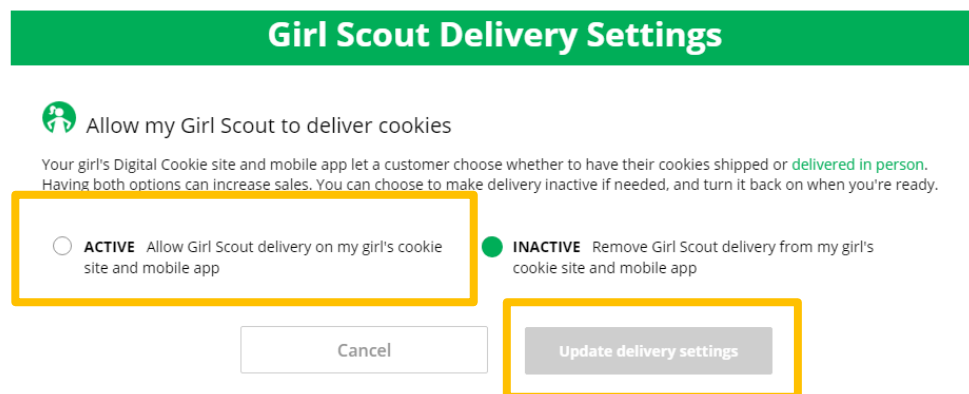
# Digital Cookie<sup>®</sup>

**Step 2:** When you select “inactive” to turn off the Girl Scout delivery option for your customer, you will get a warning message. If you want to turn delivery off, click “Update delivery settings”.



Once you have turned it to inactive, the varieties section will be removed and is superseded by the active/inactive setting. You do not need to turn off each of the varieties individually if you set it to inactive.

Should you wish to turn delivery back on, simply click “active” and your customers will see delivery as an option again. Make sure you click “Update delivery settings”.



# Digital Cookie<sup>®</sup>

**Step 3:** If you wish to offer delivery but are out of a cookie variety and can't get more inventory, you can turn off just that variety of cookie for delivery and customers can only purchase those for shipping and not delivery.

To do that, simply click the "off" button then click the Update delivery settings button, and it will remove that variety from the Girl Scout delivery option. If you are able to offer that to customers again, return to this section and click the "on" slider to turn that variety back on.

## My inventory for Girl Scout delivery

If you're out of stock for a cookie, you can turn off delivery. Emily's cookie site and mobile app will update to reflect your settings. You can turn delivery back on at any time once you get stock. Customers can still purchase and ship cookies that are turned "off".

lemon-ups <sup>®</sup>	<input type="checkbox"/> Off <input checked="" type="checkbox"/> On	trefoils <sup>®</sup>	<input type="checkbox"/> Off <input checked="" type="checkbox"/> On
do-si-dos <sup>®</sup>	<input type="checkbox"/> Off <input checked="" type="checkbox"/> On	samoas <sup>®</sup>	<input type="checkbox"/> Off <input checked="" type="checkbox"/> On
tagalongs <sup>®</sup>	<input type="checkbox"/> Off <input checked="" type="checkbox"/> On	thin mints <sup>®</sup>	<input type="checkbox"/> Off <input checked="" type="checkbox"/> On
girl scout s'mores <sup>®</sup>	<input type="checkbox"/> Off <input checked="" type="checkbox"/> On	toffee-tastic <sup>®</sup>	<input type="checkbox"/> Off <input checked="" type="checkbox"/> On