

Digital Cookie®

Girl Scout and Caregiver Dashboard

Your Digital Cookie Dashboard has information that helps you support your Girl Scout's Digital Cookie sales.

There are nine pages linked at the top of your Home page.



Switch between roles by clicking the green arrow.

[Home](#)
[Badges](#)
[Learning](#)

[Site Setup](#)
[Customers](#)
[Orders](#)

[My Rewards](#)
[My Cookies](#)
[Cheers](#)

Home

The dashboard has different sections.

1. [Message from Council](#)
2. [My Sales Goal](#)
3. [My Cookie Site](#)
4. [Pending Orders](#)
5. [Cheers](#)
6. [Pins & Badges](#)
7. [Online Sales and Marketing](#)

1. Message from Council

Check here for encouraging messages from your council.



2. My Sales Goal

Track your cookie sales and see how many packages were assigned to you from your Troop Cookie Volunteer.



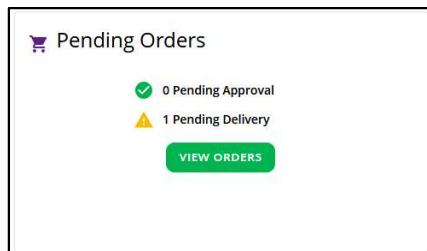
Digital Cookie®

3. My Cookie Site

Once your site is set up, you can copy your site's URL or save a copy of the QR code to share with customers. If you have not set up your site, you can use the link to help you. You can also view the Site Setup [tip sheet](#) for support.


4. Pending Orders

In this section you can see if you have orders to be approved or delivered.



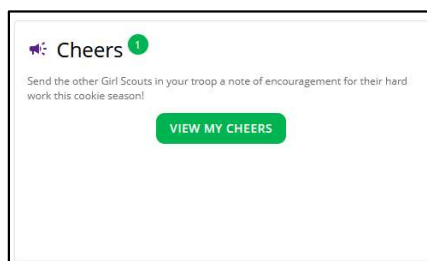
5. Pins & Badges

This section will let you know when you have completed a cookie pin or badge. Once you have completed the steps on the Badges page, the pin or badge you have completed will be colored in.



6. Cheers

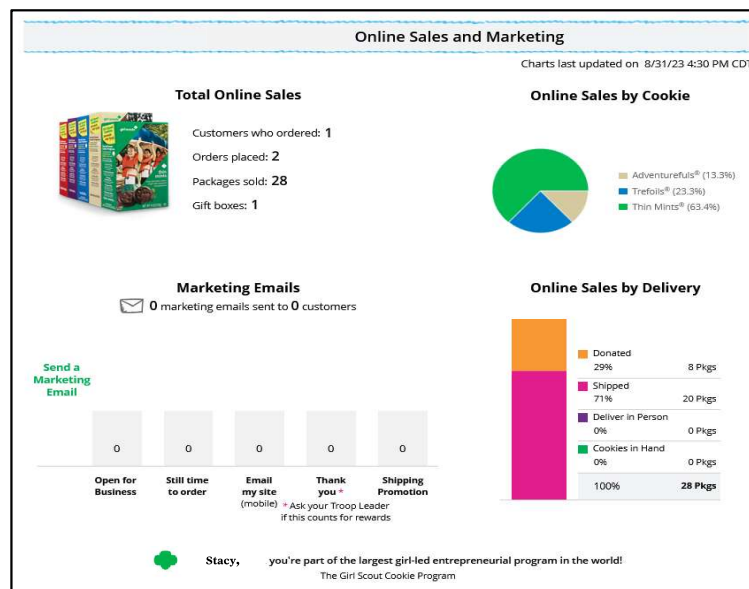
See if you have received any cheers and use the button to view the cheers or send cheers from the Cheers page.



Digital Cookie®

7. Online Sales and Marketing

Monitor your cookie business by viewing your total sales as well as a breakdown of sales by cookies and delivery options. You can also see how many marketing emails you have sent to customers.



Badges

This page displays the Cookie Entrepreneur Family Pins and the Cookie Business badges appropriate to your Girl Scout's level. For more information see the "Cookie Entrepreneur Pins/Badges" [tip sheet](#).

Learning

This page has games, videos, and other cookie program exercises tailored to the Girl Scout's age level.

Site Setup

Use this page to set up your cookie site. For support on how to set it up, view the "Site Setup" [tip sheet](#).

Customers

Connect with customers on this page by adding new friends and family, send emails, and monitor their orders. For support on how to set it up, view the "Site Setup" [tip sheet](#).

Orders

View all orders placed on your cookies site. For details on the delivered orders section, view the "Order Received In-person Delivery" [tip sheet](#).

My Rewards

If your council has this functionality, Girl Scouts will be able to see the rewards they can earn and make selections once they get to that level. For details on how to make the selections, view the "My Rewards" [tip sheet](#).

Digital Cookie[®]

My Cookies

This page has three different sections depending on your council's type of sale and selections.

- **Initial Order:** Place your cookie order directly in Digital Cookie to send automatically to the baker's system that your troop cookie volunteer uses to manage the sale. This section is only visible if your council is using this function and your initial order date has not passed.
- **Cookie Inventory:** Monitor your cookie inventory throughout the sale, to keep track when you need to order additional cookies for orders from your troop cookie volunteer.
- **Financials:** Monitor the financial piece of the cookie business to see if any money is due to the troop cookie volunteer.
- **Delivery Settings:** In this section, you can turn off/on cookie varieties as well as the in-person delivery option for customers. This section is only visible if your council has given your permission.

For more details, view the relevant My Cookies tip sheets [Initial Order](#), [Delivery Settings](#), [Inventory by Variety](#), [Inventory by Category](#), [Financials \(ABC\)](#), [Financials \(LBB\)](#).

Cheers

Send words of encouragement to other Girl Scouts in your troop and view any Cheers you may have received from customers, your troop volunteer, or other Girl Scouts from your troop. For more information view the "Cheers" [tip sheet](#).